



www.LaserProNA.com
LaserPro Dealers of North America


Spirit Series Power Meter Test



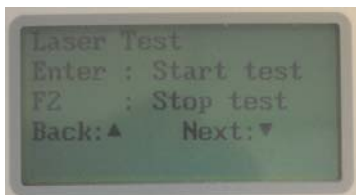
Copyright Koser Enterprises, Inc 2010
Member of the LaserProNA.com group
Rev 1.00002

Remember to always wear safety glasses while doing any open beam tests.

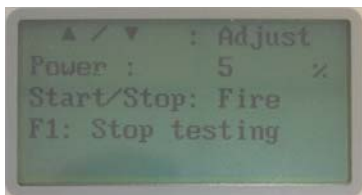
Turn on the machine while holding down the **Auto Focus** key on the Control Panel.



After the unit initialize the Display will look like this.



Press the **Up Arrow** above the **Enter** key until the display looks like this. It will say **Laser Test**



Press Enter and the display looks like this. Press the **Down Arrow** to go from 5% to **100%** for power.

You are now ready to run your power meter test. **Make sure you remove the lens and air nozzle** prior to doing the test with the power meter on the table surface below the lens carriage. (see photo on next page)

Remember to always wear safety glasses while doing any open beam tests.



Place the **Black Target** of the power meter below the lens carriage so that the red dot is in the center. You do not have to be very accurate as far as center goes and focus does not matter as there is no lens.

Hold down the button in the center of the power meter for 2 seconds. Let go, close the door and *quickly* press and hold the **Start** button on the Control Panel until you hear the meter beep or the numbers stop changing. This should take about 5 seconds. DO NOT FIRE for longer than 8 Seconds.

If your power is good you're done. If the power is low you will need to test at the laser. You will need someone to help you. One person to hold the power meter, and one person to fire the laser.

With the doors closed hold the **black target** of the power meter firmly up against the optic at the end of the laser. (see next page for photo)

Press the button on the meter for 2 seconds. Tell your helper to fire the laser by holding down the **Start Button**. Have them say "I am firing the laser".


Just as before when the meter beeps or 8 seconds has passed at the most say Stop. Before removing the meter make sure your helper has said "I have stopped holding down the **Start button**."

If your power is good here you will need to determine where you are losing power by checking your mirrors, and beam alignment.

Remember to always wear safety glasses while doing any open beam tests.

Remember to always wear safety glasses while doing any open beam tests.

Remember to always wear safety glasses while doing any open beam tests.



Remember to always wear safety glasses while doing any open beam tests.